


SIGMA HOLSTER

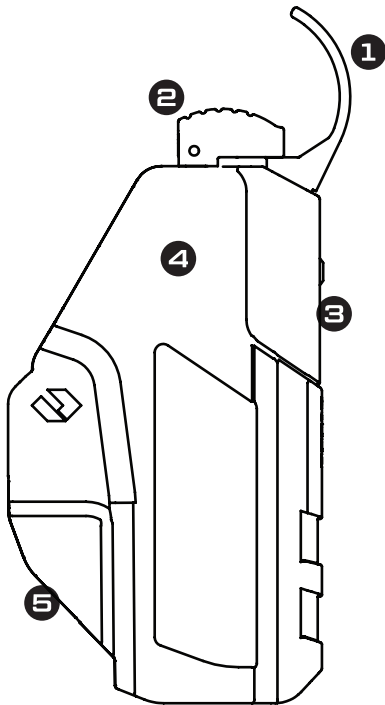
Level III Security Duty Holster

The ORPAZ Sigma Duty Holster is the ultimate solution for law enforcement professionals, offering Level 3 security with unmatched speed and safety. Its revolutionary Thumb Release Lever ensures natural, intuitive firearm access while the lever guard adds an extra layer of protection against unauthorized release. Built to accommodate most optics and sights, the Sigma includes a removable slide guard for users without optics. Durable, adjustable, and modular, this holster delivers reliability and security in demanding tactical environments.

 **CAUTION :** This manual contains important information on proper assembly, fit, and replacement of parts. Read and follow the instructions carefully before installing the adapters. Incorrect installation may damage the gear or cause minor injury to the user. Ensure there is no firearm in the holster when installing, modifying, disassembling, or removing any part from the holster. Orpaz Holster designs vary according to specific firearms. Users have to verify that the holster fits their firearm. Before using the holster, make sure your pistol is checked, clear, and safe with no magazine in the well. Do not use a loaded handgun with any ORPAZ Holster without first testing in an unloaded condition. Do not carry any pistol with a round in the chamber unless you have received professional training. When drawing, testing, or adjusting your holster, keep your finger away from the trigger. Be sure your safety is engaged and keep the gun pointed in a safe direction. Drawing and holstering a firearm can be dangerous, with a risk of personal injury or death. You must have proper instruction and training. Always use your firearm as recommended by the manufacturer.

Features

- 1 Thumb Release Guard**
Integrated guard protects the release lever, preventing external interference for added security.
- 2 Level 2 or 3 Flexibility**
Choose between Level 2 or Level 3 security by simply adjusting the lever guard position.
- 3 Optics-Ready Design**
Engineered to fit pistols equipped with optics or sights without compromising functionality.
- 4 Orpaz Attachment Compatibility**
Compatible with all Orpaz attachments for flexible and modular carry options.
- 5 Adjustable Retention System**
Customizable retention holds the pistol securely, even without locking, for optimal draw resistance.



ORPAZ was founded by a retired member of the Israeli Special Forces and Police Units. With decades of experience in combat and field operations, our founder understood the challenges of outdated equipment and the need for reliable, durable, and efficient gear.

We design our products with maximum functionality and durability in mind, using only high-quality impact-resistant materials. Our solutions are modular and customizable, allowing you to tailor your gear to meet the specific needs of military, law enforcement, and civilian users.

Trusted worldwide by the Israeli Defense Forces, police units, and security experts, Orpaz delivers field-tested durability and innovative designs made in Israel. Our products are rigorously tested under extreme conditions to ensure reliability when it matters most.

At Orpaz, we combine innovation, quality, and affordability to create gear that professionals trust. We are committed to keeping you prepared and protected for any challenge.

Contact us at : info@orpazdefense.com

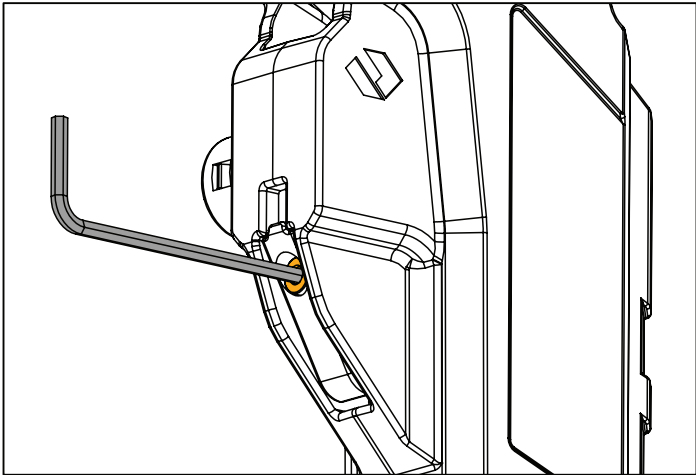
WWW.ORPAZDEFENSE.COM

    @ORPAZDEFENSE

USER MANUAL

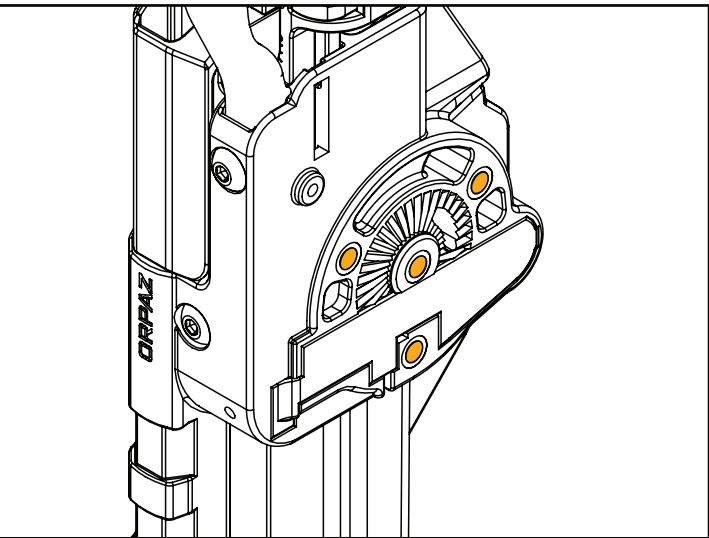
Adjusting the Retention System

Turn the screw clockwise to increase retention or counterclockwise to decrease it, ensuring a secure hold for the pistol.



Attachments

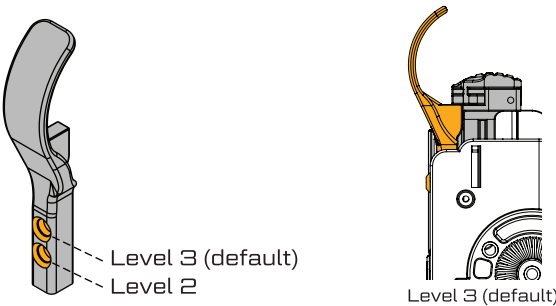
The Sigma Holster comes with an ergonomic Paddle attachment that allows the user to wear the holster in a comfortable and slightly outward position for quick and secure access. In addition, the Sigma Holster is compatible with all Orpaz attachments.



Security Level Adjustment

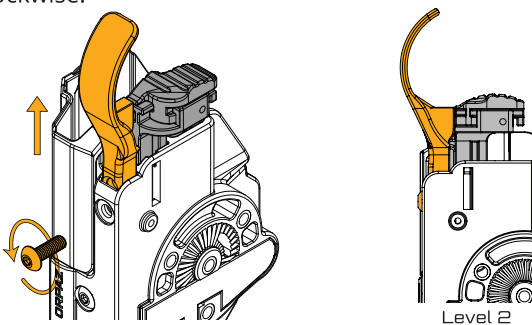
Level 3 security (Default Setup)

The holster comes with Level 3 security for maximum retention.



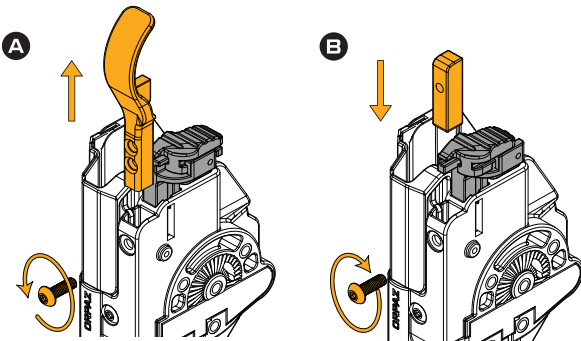
Switching to Level 2 Security

To switch to Level 2, use the supplied Allen key to unscrew counterclockwise. Raise the Thumb Guard until it aligns with the Level 2 hole (see diagram), then reinsert and tighten the screw clockwise.



Removing the Guard (Optional)

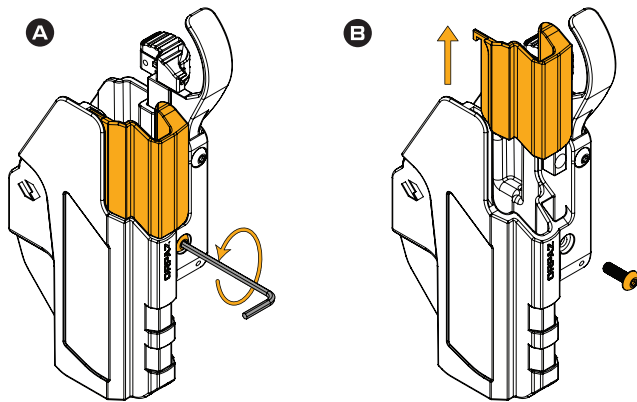
The SH13 Plug prevents dust and debris from entering when the guard is removed. To install it, unscrew counterclockwise with the supplied Allen key, remove the guard, insert the plug and tighten the screw clockwise.



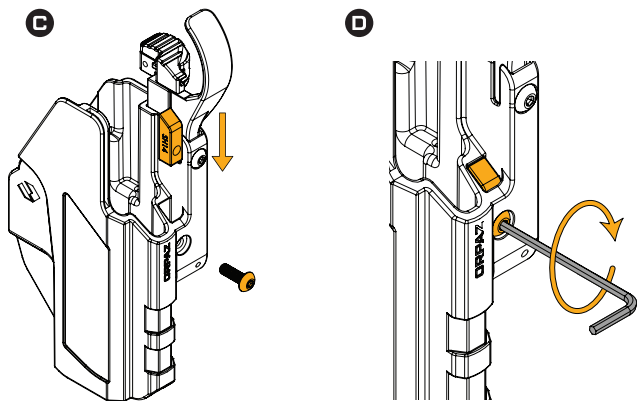
Optics-Ready Design

Slide Guard

The holster comes with the Slide Guard pre-installed. To remove it, unscrew the retaining screw by turning it counterclockwise and detach the guard.



To prevent dust from entering, insert the SH14 Plug and secure it by tightening the screw clockwise.



Contact us at : info@orpazdefense.com

WWW.ORMAZDEFENSE.COM

[f](#) [@](#) [@ORMAZDEFENSE](#)

Product Video

